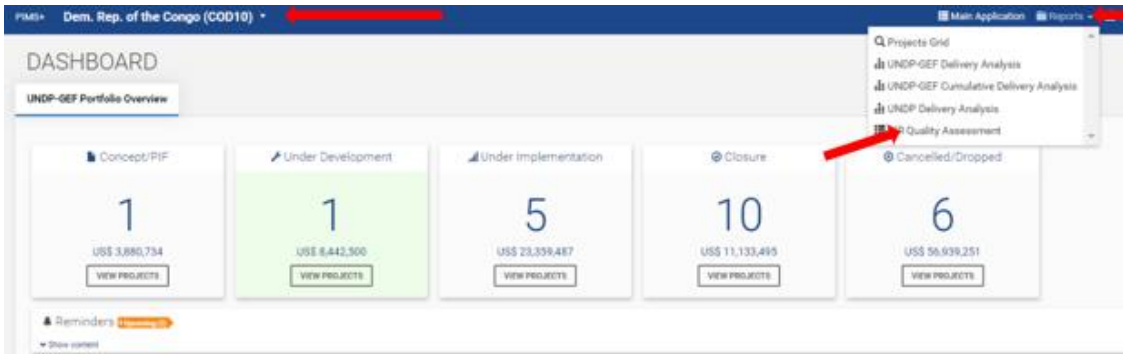
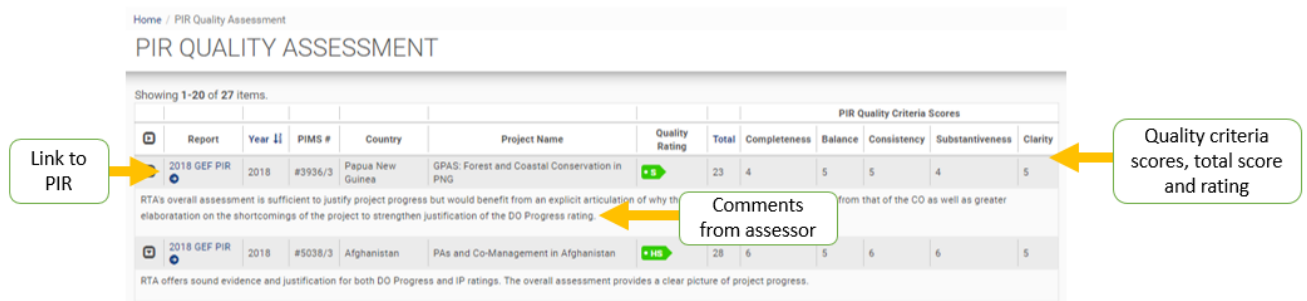


How to review PIR Quality Ratings in the PIMS+ Country Office Dashboard:

1. Log into the CO Dashboard: <https://co.undpgefpims.org/site/dashboard> (UNDP email required). For more details on how to log in visit the [PIMS+ teams page](#).
2. Once logged into the CO Dashboard (make sure to filter to the correct CO Business Unit or Regional Office) select **Reports>PIR Quality Assessment**.



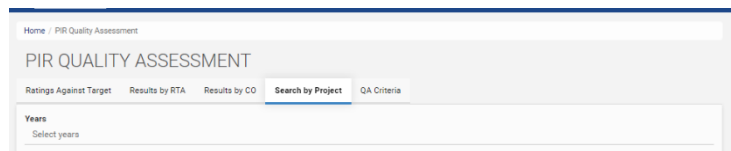
3. The PIR Quality Assessment view contains four tabs with options to view the PIR QA data by: Ratings Against Target; Results by CO; Search by Project; and QA Criteria (to view the ratings criteria descriptions).
4. Under 'Ratings Against Target' tab, you may view PIR QA ratings by reporting year and focal area against the internal QA target. (Note: you can select a year to view (e.g. 2018) or view all PIR QA ratings going back to 2015 by selecting 'All' under Years).
5. Go to 'Results by CO' to view PIR QA ratings and details for all projects for which the Country Offices submitted PIRs since 2015, including the rating (HS/S/MS/MU/U/HU), total score, score for each quality criteria and comments from the assessor. A link to the PIR is also provided.



6. Scroll to the bottom of the page to see a graph with the CO's ratings analyzed against the UNDP-GEF PIR QA target of 75% of PIRs rated HS or S. The graph will show % HS/S quality ratings for all years that the CO has completed PIRs.



7. Review results by individual project results in the 'Search by Project' tab.



8. Review the PIR Quality Criteria definitions, ratings scale and download the [PIR Quality Ratings Guidance Note](#) under the 'QA Criteria' tab.

Home / PIR Quality Assessment

PIR QUALITY ASSESSMENT

Ratings Against Target Results by CO Search by Project **QA Criteria**

Total 5 items

Criteria	Explanation	Rating Scale (score)				
		HS (5)	S (4)	MS (3)	MU (2)	U (1)
Completeness	The PIR is complete and provides a comprehensive picture of project progress.	All sections completed including 'nothing to report this year' sections. The PIR gives a comprehensive picture of project progress.	All sections completed including 'nothing to report this year' sections. The PIR gives a sufficient picture of project progress.	Some sections not completed. The PIR gives an adequate picture of project progress.	Many sections not completed. The PIR gives an inadequate picture of project progress.	Most sections not completed. The PIR gives no picture of project progress.
Balance	Positive and negative aspects of project progress are included to enable a realistic assessment of overall performance.	The project strengths and weaknesses, concerns and challenges are described in detail.	The project strengths and weaknesses, concerns and challenges are described in a general way.	Some project strengths and weaknesses, concerns and challenges are described but not detailed.	There is little or no assessment of project strengths and weaknesses, concerns and challenges.	There is no recognition of any project strengths or weaknesses, concerns or challenges. Information is very terse or completely missing or strongly biased in assessing achievements and progress.
Evidence based & consistent	The PIR is internally consistent between different sections and supported by evidence.	The overall ratings fully align with the evidence provided in the PIR.	The overall rating is aligned with data/evidence provided but with less specificity.	Minor inconsistencies across PIR sections.	Major inconsistencies across PIR sections.	Major inconsistencies or contradictions between several sections. Little evidence provided to support ratings.
Substantive news & reliability	The overall assessment provided by the Country Office and STA in particular substantiate the assessment of progress and performance and demonstrate areas of strength.	The overall assessments provide a thorough assessment of whether the project will achieve its objectives by project closure, and a critical review of organizational progress over the year. Key strategic risks may need to be identified to improve performance or outlook. Differences between ratings provided by the PIR and CO or STA are explained in detail.	The level of detail is less and some aspects of performance are not addressed such as a complete understanding of progress and performance and critical risks may affect progress and performance. Differences between ratings may not be fully explained.	The overall assessment is not complete and does not provide enough detail to substantiate the progress and performance of the overall project. Signals that overall ratings may be weak.	The information is very general and does not provide enough detail to substantiate the progress and performance of the overall project. Signals that overall ratings may be weak.	The information is very general and does not provide enough detail to substantiate the progress and performance of the overall project. Signals that overall ratings may be weak.
Clarity	The information reported is clear and understandable.	The information reported is well-organized, and easy to follow and understand.	The report is mostly well written and largely explains and is difficult to follow and understand.	The information reported is not well organized, and is difficult to follow and understand.	The information reported is very difficult to understand.	The information reported adds little value. The overall assessment adds no value.

Total Rating: HS (5) S (4) MS (3) MU (2) U (1)

9. Contact Ciara.Daniels@undp.org if you have questions or comments on the PIR QA results data in the PIMS+ CO Dashboard.